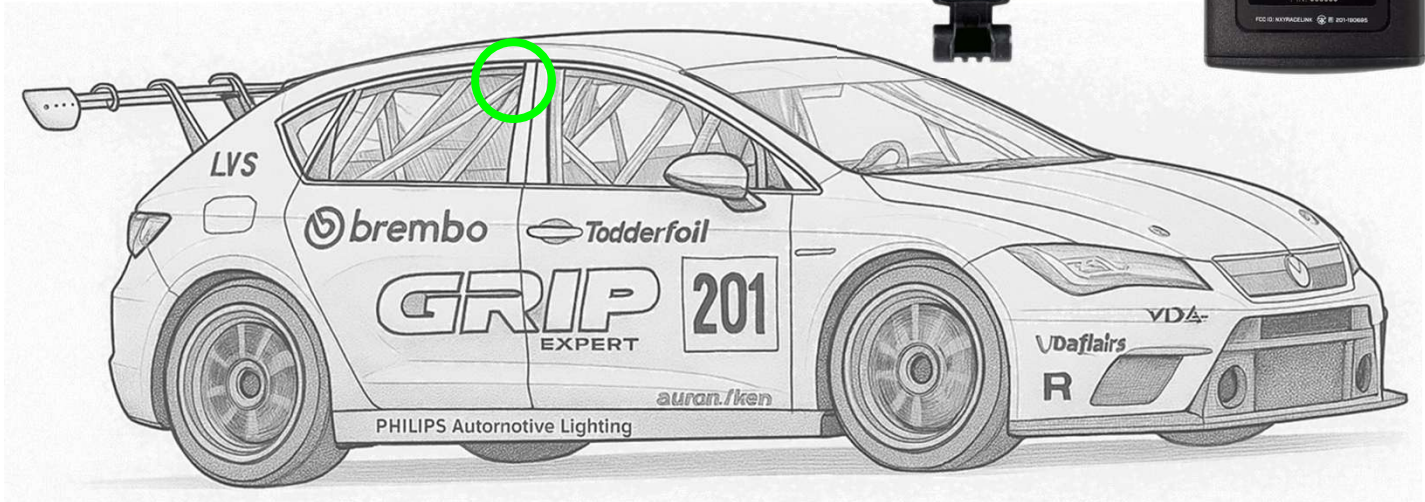

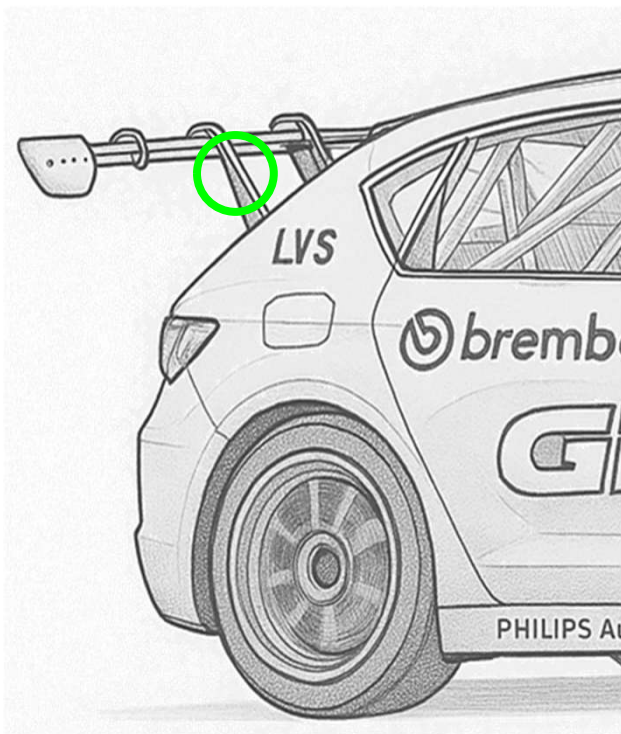


INSTALLATION TIPS - MYLAPS RACELINK GPS DEVICE

For this event, it is important to have the GPS device aiming for as much sky as possible



▲ **Best suggestion:** Fit the wireless *Racelink GPS* on the safety roll cage at near the top of the window or roof of the car. Aim for as much “vision” from the RaceLink GPS to the sky.



▲ **Alternative:** *Racelink GPS* positioned on the rear wing connection arms or near the roll cage bar at the front window.

Do NOT consider the GPS device as a Timekeeping transponder (timing transponders should be as close to the track surface, while RaceLink GPS needs to have as much clear sky as possible)